

Friday 10<sup>th</sup> February 2023

Dear Reception parents/carers,

### **Reception Curriculum Letter – Spring (2<sup>nd</sup> half)**

We have another exciting half term of learning planned for all the children in Reception. Our topic will be based around Traditional Tales involving Big Bad Wolves. We wonder how many stories you can think of that have wolves in them.

Below you can find out about what we will be learning in class and how you can support your children at home.

#### **Our Core Values**

Happiness: We spread joy to those around us.

Compassion: We care and are kind to all.

Respect: We treat others as we like to be treated.

Teamwork: We work well with everyone.

#### **Reception Staffing**

Chestnut Class teachers: Mrs Frost and Mrs Robinson

Maple Class teacher: Miss Churchill

Reception learning support assistants: Mrs Anielska and Mrs Lamacraft

#### **Communication**

You can email class teachers directly on the class email accounts and we will do our best to get back to you within a couple of working days.

[chestnutclass@harefieldinfant.com](mailto:chestnutclass@harefieldinfant.com)

[mapleclass@harefieldinfant.com](mailto:mapleclass@harefieldinfant.com)

#### **Homework**

Maths and English homework is sent home every Friday. Please return this to school by the following Friday or email a photo of completed work to the class email account.

#### **Reading**

Library (story) books will come home every Friday. These can be changed on a Friday providing the previous book is returned.

Reading books are sent home every Monday and should be returned every Friday. New books will only be given when the previous book is returned.

#### **Personal, Social and Emotional Development**

Our JIGSAW theme this half term is: Healthy Me. Where the children be learning all about making healthy choices with food and exercise. How to take care of their bodies. How to be good friends and how to solve problems with others.

At home, you could challenge your child to try new healthy snacks. Try to do 30 minutes of active play or exercise each day, going for a bike or scooter ride, playing football or visiting the park. Talk about how exercise affects your body and your mind.

#### **Communication and Language.**

We will be learning many new songs and rhymes on our topic Traditional Tales. Here are some links for you to learn songs together at home.

[https://www.youtube.com/watch?v=nmk\\_DAEA11s](https://www.youtube.com/watch?v=nmk_DAEA11s)

<https://www.youtube.com/watch?v=h80-XIENjKc>

<https://www.youtube.com/watch?v=FXoOWszUIb0>

We will also be learning to act out the stories we learn, retelling well known stories in our own words.

Try allowing your child to retell their favourite stories at home, they could use their toys to be different characters and put on shows for you.




## English

Our main text this half term is 'Gunny Wolf' a story by Pie Corbett, which is based on the traditional tale of Little Red Riding Hood. You could try listening to or reading different versions of Little Red Riding Hood at home.

The children will spend time getting to know this story, with text maps, actions and sequencing activities. Before we adapt and change the story to make it our own for our writing.

We will also be learning all about wolves before writing our own fact sheets about wolves. You could use the internet to find out some interesting wolf facts.

We will look at a range of other text that complement the story of Gunny Wolf.

|  |   |   |
|--|---|---|
|   |    |                                    |
| <p>Poor Mr Wolf wants to make pancakes but finds it difficult. A story containing many well-loved characters. We will learn the nursery rhymes connected to each character. As well as write lists for ingredients needed to make pancakes. We will also be making some yummy pancakes in class.</p>   | <p>Poor Claire has hurt her knee. She comes up with some very imaginative stories along the way home about how it happened involving many well-known characters. We will use this book to make up our own imaginative stories using props to help us.</p> | <p>Learning to act out this classic tale will support our own story writing as we think about what we can change.</p> |
| <p>We are beginning to use the sounds we know to write simple captions and 5 word sentences. At home, you could maybe keep a weekend diary writing a simple caption to go with a picture. I went swimming. I went to the park. Encourage your child to say their sentence out loud several times first. Count the number of words needed. Encourage them to use the sounds they hear to write the words independently at this stage words do not need to be spelt correctly.</p> |   |   |

## Phonics

Children are working at the stage they are at and we are working hard in class to make sure all children learn all of their set 1 sounds. Use your green speed sounds books at home to go through the sound each letter makes daily.

**Pink Group**- Are working on learning special friends-two letters that make one sound and are now starting to read red books. They will bring home a new book each week. This will be a book that your child has already read three times in class. To help build their fluency and confidence. Please read the book four times with your child.

Watch this video on how to read Red Ditty books with your child.

**Reading Red Ditties with your child.**

<https://schools.ruthmiskin.com/training/view/KGQDuLYd/axytte3b>

**Lilac Group**-Are now learning special friends (Two letters that make one sound) and are working on using the sounds they now to read captions. Reading a ditty a day, this is a photocopied sheet with short captions on to help your child gain confidence in using the sounds they know to read simple sentences. A new sheet will come home every day after it has been read in class. Please read their ditty with them every day.

Watch this film to help you support your child at home.

**Reading diagraphs (special friends) with your child.**

<https://schools.ruthmiskin.com/training/view/U0lyt3e4/SnBmOuv1>

**Purple Group** – Are working on learning the sounds they may not have picked up yet and learning to blend confidently. They will bring home blending books.

Watch this video on supporting your child with blending using the blending books.

<https://schools.ruthmiskin.com/training/view/u4zbP27F/OUQ3O8Qr>

**Orange Group** – Are recapping all set one sounds and beginning to learn to blend. They will begin to bring home blending books.

To support your child watch this video on how to say the sound.

<https://schools.ruthmiskin.com/training/view/s7sFLDrr/zMpVEvve>

This video on supporting your child with blending using the blending books

<https://schools.ruthmiskin.com/training/view/u4zbP27F/OUQ3O8Qr>

These video's on Fred Games to help your child with oral blending.

<https://schools.ruthmiskin.com/training/view/gl9EOvlz/mrvATsko>

<https://schools.ruthmiskin.com/training/view/YjzM4AXA/ezoGUAdY>

<https://schools.ruthmiskin.com/training/view/Z5N3mxSZ/41I83zCd>

**If your child is not able to tell you which group they are in please ask us and we can inform you.**

**All books will come home on a Monday and need to be returned on a Friday. New books will only be given when the previous book is returned.**

## Physical Development

### PE

This half term we will be exploring movement through a dance unit called 'Dance till you Drop' where we will find new and imaginative ways to dance to well know rhymes. Making up our own actions and dance routines. Learning to dance at different speeds with increasing control and coordination. Have a go at making up your own dance routines to your favourite songs at home.

### Fine Motor

In our fine motor activities the children will be taking part in 'Dough Disco' once a week to strengthen our finger muscles. You can find fun Dough Disco videos on YouTube to do at home.

We are also working on developing our drawing skills in school. Adding extra detail and taking care with our drawings. In school, the children have been enjoying watching 'Draw with Rob' videos to learn how to draw new things. You could try to do this with your child at home.

Here is a link for Rob Biddulph's website, he is a famous illustrator, and you can watch lots of videos on how to draw fun things on his website.

<http://www.robbiddulph.com/draw-with-rob>


## Mathematics

We follow a scheme called White Rose maths to teach children maths every day through short carpet sessions and then have lots of activities set up inside and outside for the children to practise developing what we have taught through their play.

This half terms phases are 'Growing 6, 7, 8' and 'Building 9 & 10'

To finish the phase of Growing 6, 7, 8 the children will be learning about length and height. We will be comparing objects to find out which is the longest/shortest, tallest/shortest. We will order objects according to length and height. Before moving on to think about time, ordering days of the week, learning about the months of the year and sequences daily events. We will also be doing some timed activities. How many jumps can you do in one minute?

Books to support 'Building 9 & 10'



Which is the longest snake? Can you make a longer one?

During our 'Building 9 & 10' phase we will learn to count forwards and backwards to/from 10.

We will learn to recognise groups of 9 & 10 using what we know about substituting for example: "I know it is 10 because I can see 5 and 5. I can see 3 + 3 + 3 so I know it is 9"

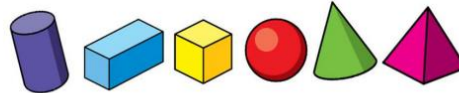
We will learn the number bonds for 9 & 10. These are all the different ways of making a number using 2 digits.



How many buttons on the tens frame?  
What do you notice?  
4 blue 5 not blue  
1 heart 8 circles  
One more would make ten.

We will be comparing amounts of objects using the language; more, most, less, fewer. We will be comparing three groups of objects and ordering them most to least or least to most.

We will then move on to compare and learn about 3D shapes. Which shapes roll? What other shapes can you see? What's the same/different about the shapes? We will learn the names and properties of 3D shapes,



### Understanding the World

The second half of the spring term is an exciting half term with lots going on; we will have Science Week where the children will take part in lots of fun science experiments observing change and exploring their senses. We will be growing plants and observing growth. We will be learning all about spring and observe seasonal change in our outside classroom as well as at Forest School. The children will draw and use simple maps during our Forest School sessions.

The children will be learning about celebrations including Pancake Day, St David's day, St Patrick's Day, Easter and Holi.

We will be finding out about where wolves live and compare the countries wolves live in to where we live.

### Art and Design

We will be exploring colour mixing making colours lighter and darker when painting our own wolves. The children will explore collage materials to create images of wolves.

We will complete a range of fun Easter Crafts, design and make our own Easter cards using a range of resources.

We will be learning lots of new songs based on our topic and come up with actions for them.

During Science Week children will make musical instruments and explore making a range of sounds using their instruments.

If you have any questions, please do not hesitate to contact us via email on our class email accounts.

Yours faithfully

Miss Churchill and Mrs Frost  
Reception teachers