

Tuesday 9<sup>th</sup> January 2024

Dear Reception parents/carers,

### Reception Curriculum Letter – Spring (1<sup>st</sup> half)

Welcome back to school, we do hope you a wonderful Christmas break with your loved ones. We have an exciting half term ahead. Our theme for the half term is Space. Where we will learn all about light and dark, space and lots more. Below is a brief outline of what we will be learning in each area.

#### Our Core Values

Happiness: We spread joy to those around us.

Compassion: We care and are kind to all.

Respect: We treat others as we like to be treated.

Teamwork: We work well with everyone.

#### Reception Staffing

Chestnut Class teachers: Mrs Frost and Mrs Robinson

Chestnut Class learning: support assistant: Mrs Lamacraft

Maple Class teacher: Miss Churchill

Maple Class learning support assistant: Mrs Anielska

#### Communication

You can email class teachers directly on the class email accounts and we will do our best to get back to you within a couple of working days.

[chestnutclass@harefieldinfant.com](mailto:chestnutclass@harefieldinfant.com)

[mapleclass@harefieldinfant.com](mailto:mapleclass@harefieldinfant.com)

#### Homework

Maths and English homework is sent home every Friday. Please return this to school by the following Friday or email a photo of completed work to the class email account.

#### Reading

Library (story) books will come home every Friday. These can be changed on a Friday providing the previous book is returned.

Children are who are ready to read will bring home blending books or ditties for you to read at home.

#### Personal, Social and Emotional Development

Our JIGSAW these this half term is: Dreams and Goals. Where the children will be setting themselves some targets to work on in class. We will be thinking about the importance of never giving up. Learning to encourage others through the use kind words. Learning about the importance of working hard in all we do and how we feel when we achieve a goal. Maybe you could set your child a goal at home and work on it each week.

## Communication and Language.

We will be learning lots of news songs on our topic of space below are some links you can follow to learn them at home to.

<https://www.youtube.com/watch?v=vcUyDAO1Fk0>

<https://www.youtube.com/watch?v=DEHBrmZxAf8>

<https://www.youtube.com/watch?v=PCxjuDePdCI>

[https://www.youtube.com/watch?v=2E3p\\_51tJx0](https://www.youtube.com/watch?v=2E3p_51tJx0)


We will also be learning to retell the stories we learn in English and to be able to say a set of instructions to complete simple tasks.

We will learn to ask simple questions and respond to questions in full sentences.

## English

English runs hand in hand with Communication and Language, with all our work being carried out through the use of stories.

Our Key Text for this half term are;

|   |  |   |
|---|--|---|
|   |    |   |
| <p>A classic text by the well-loved author Jill Murphy. We will be;<br/>Writing a list of things we would pack to go to the moon.<br/>Acting out the story of baby bear flying to the moon.<br/>Sequencing events from the story to retell in our own words.<br/>Using the text to adapt and write our own simple versions.</p>   | <p>This hilarious rhyming text will link to our work on poetry. The children will learn about rhyming words. We will design and write captions for our own funky underpants.</p> | <p>A beautiful tale about a boy who longs to be friends with a star. We will use this texts to look at instruction writing. We will write our own set of instructions for how to catch something.</p> |
| <p>We are now at the stage where children are able to orally segment sounds in words. This means the can say all the sounds they can hear. They are also now able to write all the sounds they can hear to write simple words. Have a go at encouraging your child to say all the sounds they can hear and write them when writing things such as; shopping lists together, labels for pictures or maybe keep a nice weekend diary.</p> |  |   |

Each day the children will continue to develop their fine motor skills when practicing their letter formation during phonics and practising their name writing. We are now focusing on making sure

we are forming all our letters correctly. Use your green speed sound books to practice forming all your letter correctly at home. Starting and ending in the correct place.

### Phonics

We are now in our four different groups for phonics. Children are working at the stage they are at and we are working hard in class to make sure all children learn all of their set 1 sounds. Use your green speed sounds books at home to go through the sound each letter makes daily.

**Red Group** Are working on learning special friends-two letters that make one sound and are reading a red book in class each week, this will come home along with a book bag book for you to read for a week. Books come home on a Monday and need to be returned every Friday.

**Ditty Group**-Are now teaching special friends-two letters that make one sound and are reading a Ditty every day. This is a photocopy sheet with text. This will come home daily for you to read with your child.

**Group C** – Are working on learning all the single letter sounds in set 1 and blending and will bring home a blending book for you to read each day with your child.

### Physical Development

Physical development is a big part of our curriculum and is split into gross and fine motor skills. The gross motor skills using big muscles is extremely important for getting children ready to write. PE is **Every Wednesday Morning** (please can your children be sent to school ready in their PE kit.) This half term we will be exploring movement through a variety team games to begin with as children learn to work together and navigate space safely whilst playing 'Flying Saucers'. We will then move on to some team races, learning to move whilst, hopping, jumping, skipping and running.

In our fine motor activities the children will have plenty of opportunities to use tools such as scissors and cutlery safely and effectively. We will be working on forming all letters correctly and using scissors with increasing skill and accuracy.

### Mathematics

We follow a scheme called White Rose maths to teach children maths every day through short carpet sessions and then have lots of activities set up inside and outside for the children to practise developing what we have taught through their play.

This half terms phases are 'Alive in 5' and 'Growing 6, 7, 8'

During 'Alive in 5!' we will revisit the composition of the numbers 4 and 5. Learning all our number bonds and thinking about one more and one less. We will also be learning all about zero and what this means. Before moving on to learn all about comparing mass and capacity.




Look at the plates. Do they have the same? How can we make it fair?



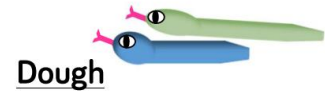
Which container holds the most? How many cups fill the jug?

During our 'Growing 6, 7, 8' phase we will learn all making 6, 7, and 8. We will be comparing amount of objects using the language; more, most, less, fewer. We will be making pairs and

finding totals in practical ways. Before moving on to compare height and length. Finally we will learn about time.



What can you tell me about the flowers? How has 7 been made here? Can you make 7 a different way?



Dough

Can you make some snakes using dough?  
Can you order them by length?  
Which is the shortest, longest?

You can find White Rose Maths resources by following the link below.

<https://whiterosemaths.com/homelearning?year=early-years>

### Understanding the World

This half term we will be learning all about

- Light and dark. Why we have night. Is it night the same time in Australia as it is in England?
- Space, learning the names of the planets in our solar system.
- The history of space travel.
- Chinese New Year and how and why it is celebrated.
- Winter and explore seasonal/weather changes.
- We will be taking part in the Big Bird Watch. Learning all about the importance of looking after wildlife in the winter. We will make bird feeders.

### Art and Design

We will be learning all about the artist Van Gogh and look closely at his painting; Starry Sky using a range of techniques to create our own starry sky pictures.

We will learn how to design, plan and create 3D rockets. Thinking about the best ways to join materials. Reviewing our work and making improvements.

We will also be learning to act out familiar stories using the stories we learn in English.

Our Role-Play for this half term will be a space station.

If you have any questions, please do not hesitate to contact us via email on our class email accounts.

Yours faithfully

Miss Churchill and Mrs Frost  
Reception teachers