

Tuesday 24th September 2024

Dear Reception parents/carers,

Reception Curriculum Letter - Autumn 1

The Reception children have settled in so well over the past few weeks. We have lots of exciting things planned for this half term, to help them settle in further, learn the school rules and gain even more independence. This letter will briefly outline some of the engaging learning your children will take part in this half term.

Our Core Values

Happiness: We spread joy to those around us.

Compassion: We care and are kind to all.

Respect: We treat others as we like to be treated.

Teamwork: We work well with everyone.

Reception Staffing

Chestnut Class teachers: Mrs Robinson

Chestnut Class learning: support assistant; Mrs Lamacraft

Maple Class teacher: Miss Churchill

Maple Class learning support assistant: Mrs Anielska

Maple Class cover teacher: Mrs Mehta – Wednesday & Thursday PM

Communication

You can email class teachers directly on the class email accounts and we will do our best to get back to you within two working days.

chestnutclass@harefieldinfant.com

mapleclass@harefieldinfant.com

Homework will begin October 3rd

Maths and Phonics homework, will be sent out every Friday. This can be returned the following Friday or a photo of completed work can be emailed to the class account.

Reading

Library (story) books will come home every Friday. These can be changed on a Friday providing the previous book is returned. This will be a book for you to read and enjoy with your child. Read it every day so your child become familiar with the texts, asking them questions and retelling the story. See if they can join in with repeated phrases or notice any rhyme and themes within the books you read.

When children are ready to read using their phonic knowledge they will begin to bring home blending books.

Autumn Term Learning

This half term we will be learning the following in each subject area.

Personal, Social and Emotional Development

This half term we will be focusing on making sure the children feel safe and secure in their new learning environment. By taking time to get to know them, showing them all the learning that can take place in different areas and how to independently access all the resources available. As well as establishing consistent routines through the use of visual time tables. We will be focusing on expressing our feelings and considering the feelings of others as we learn to share and play fairly. We will use stories to talk through common emotions and what can be done to help us if we ever feel; sad, worried or angry.

We use a scheme called JIGSAW to deliver weekly PSED lessons. This half term the theme is; 'Being Me in My World'. Where we will learn about belonging to our school community, how we are all different and similar. How we keep safe in school. Being part of a class. Our rights and responsibilities as a learner in our class. What makes us proud. Consequences for inappropriate behaviour. We will then finally use what we have learnt to come up with a class charter to ensure our class is a safe and inviting place for all children to learn.



Communication and Language.

We will be learning to listen carefully to grown-ups and our friends, through stories, song and rhyme times and every day activities. Following instructions to complete simple tasks. We will begin partner talk practising taking turns in conversation and responding to what our friends say. We will be describing and retelling familiar events through retelling familiar stories with the use of small world, puppets and dressing up clothes to act out stories read in class.

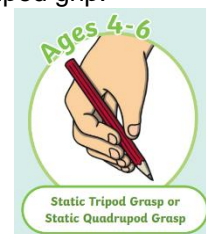

English

English runs hand in hand with Communication and Language, with all our work being carried out through the use of stories.

Our Key Text for this half term are;

	
<p>The Little Red Hen We will use this story to learn and adapt, making up our own version by changing the characters. We will be focusing on telling stories, using story language. Once upon a time, so, unfortunately, luckily, finally... The children will begin to write simple words when labelling pictures and simple captions when writing speech. We will draw story maps of the story.</p>	<p>Owl Babies This book is all about three owls who wake to find their mum missing. We will explore feeling worried. What we can do to help others who feel worried or sad. We will learn to join in with repeated phrases and retell the story using puppets. Along with lots of nice craft activities to develop our fine motor skills. We will have story tables set out for the children to retell and act out the story. We will be writing speech bubbles for the characters, giving meaning to our marks and using some of the sounds we know in our writing.</p>

Each day the children will also be working on learning to write their names correctly using the correct tripod grip.



You could help your child by providing lots of opportunities to draw, colour and mark make at home.

Physical Development

Physical development is a big part of our curriculum and is split into gross and fine motor skills. The gross motor skills using big muscles is extremely important for getting children ready to write.

PE is **Every Wednesday** (please can your children be sent to school ready in their PE kit.) This half term we will be exploring different ways of moving; along, under, over and through different apparatus. We will also be learning to jump off apparatus and landing safely.

In our fine motor activities the children will have plenty of opportunities to use tools such as scissors and cutlery safely and effectively. We will be working on forming the letters of our names correctly and making patterns with different media to support our fine motor development.

Phonics

We use a scheme called Read Write Inc Phonics to teach phonics to our children. In Reception phonics involves learning the sounds that letters make. We do this by linking letters to pictures. Children in Reception will learn five sounds a week to begin with. When children know 16 sounds and can orally blend they will begin to use magnetic letter tiles to build and read words and then use the words they have read to practice writing simple words. Such as: mad, cat, dog, run.

Use your child's green sound books and video links (sent home weekly) to practice the sounds taught in class. We have a friend called Fred who helps use learn our sounds and blend words together. He does a lot of 'Fred talk'. We will hold an information session on phonics and how it is taught this half term. For now you can find out more by watching a video on the link below:

What is Read Write Inc Phonics

<https://schools.ruthmiskin.com/training/view/qKkTUFUB/44IqR04J>

Understanding Phonics

<https://schools.ruthmiskin.com/training/view/DhBQwFSs/Wi9HcZRB>

How to say the sounds correctly

<https://schools.ruthmiskin.com/training/view/QW2YyeIK/Od4uWNeQ>

Sound Blending

<https://schools.ruthmiskin.com/training/view/9cjBhgkP/5XbvjdPS>



Mathematics

We follow a scheme called White Rose maths to teach children maths every day through short carpet sessions and then have lots of activities set up inside and outside for the children to practice developing what we have taught through their play.

Our first unit is called; Match, Sort and Compare where the children will be learning to; count, sort and match amounts and groups of objects. Concentrating on numbers to five. We will use different criteria to sort objects, looking objects that are the same as or different to each other and looking for similarities such as; all the shiny buttons, all the shapes with four sides, all the spotty socks....

Odd One Out 

We will then be comparing groups. Finding out which group has the most/least and finding the difference between groups of objects.



Do we have more conkers or pine cones?

Our Second unit is; Talk about Measure and Pattern where the children will be learning to compare, size, mass and capacity.

And then learn about patterns, making simple repeated patterns using objects and finding patterns in our environment.



Number Blocks on BBC is a great programme to support your children understanding of number.



<https://www.bbc.co.uk/cbeebies/shows/numberblocks>

Understanding the World

We use White Rose Science to gear our learning about the world around us, through stories and play activities.

This half term we are learning about:

Me and My Small World – Learning the names of and comparing different body parts of humans and farm animals.

What's in My Basket-Comparing them and finding out about how they grow.

Our Sense- What are our senses and what do they help us to do.

Let's Go Outside-Seasonal and weather changes. Features of the outside world.

What's Changed- We will be melting chocolate to make chocolate apples.

Night and Day – Learning about nocturnal animals and how night time is different to day time.

Key Vocabulary

Me and My Small World	What's In My Basket	Our Senses	Let's Go Outside	What's Changed	Night and Day
Animal, farm, horse, pig, cow, sheep, body, head, arms, hands, mouth, teeth, legs, feet, field, sty, barn, stable, coop	Fruit, vegetable, size, big, little, large, small, rough, spiky, smooth, colour, seed, heavy, light	Smell, touch, see, hear, taste, nose, skin, eyes, ears, mouth, tongue, hands, face, head, feel, sound, sight, sense	Mud, grass, water, ice, tree, leaf, sticky, rough, smooth, wet, soft, hard, cold, dry, rainy, cloudy, sunny, windy, snowy, weather, autumn	Melt, changed, same, different, hard, soft, runny, hot, cold, warm, burn, mix, wet, dry, heat, fire, cool	Animal, nocturnal, owl, badger, fox, hedgehog, bat, stars, moon, sun, night, light, day, shadow, torch, daylight, asleep, awake, evening, morning, dark

Art and Design

We will be using to use a wide range of different materials to make representational images linked to the stories learnt in class. We will also be exploring colour mixing. We will learn lots of new songs linked to harvest and autumn as well as sing familiar nursery rhymes. There will be lots of opportunities for story telling through the use of small world toys and puppets.

We will link our Science lessons to learning about the artists; Giuseppe Arcimboldo and Vincent Van Gogh and creating work in their style.



If you have any questions please do not hesitate to contact us via email on our class email accounts.

Yours faithfully

Miss Churchill and Mrs Robinson
Reception teachers